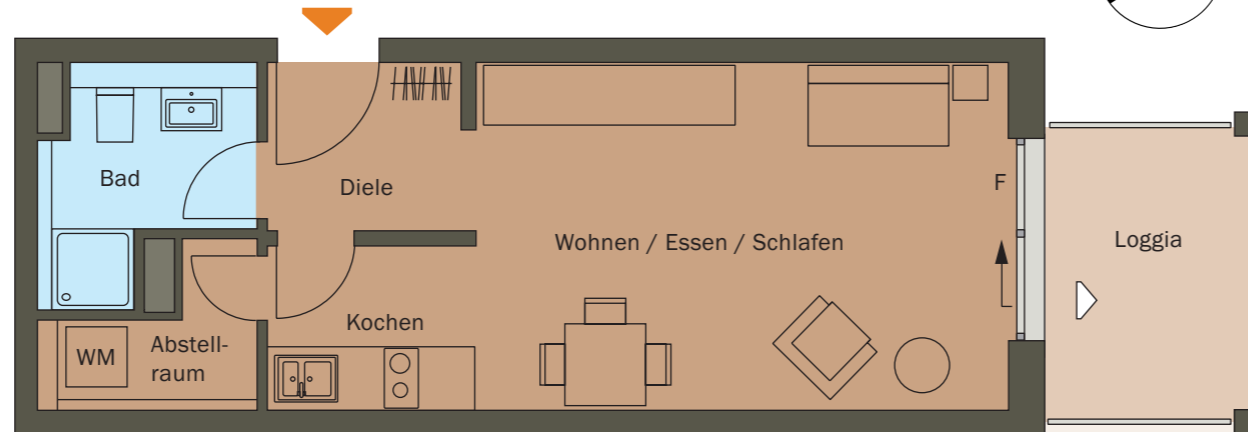


1-ZIMMER-WOHNUNG

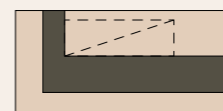
Wohnung 2.2.19 · EG

Wohnen / Essen / Schlafen	18,2 m ²
Kochen	3,3 m ²
Bad	4,1 m ²
Diele	3,2 m ²
Abstellraum	2,6 m ²
Loggia (50 %)	2,6 m ²

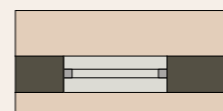
Gesamt 34,0 m²



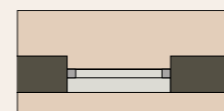
Grundriss Maßstab ca. 1:75 (im DIN A3 Format)



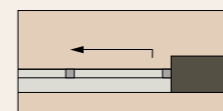
Abgehängte Decke



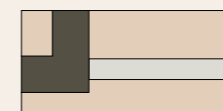
Fenerelement mit massiver Brüstungshöhe



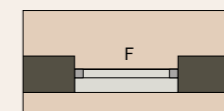
Bodentiefes Fenerelement



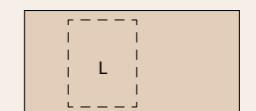
Bodentiefes Parallel-Schiebefenster



Brüstungselement



F = Feststehendes Fenerelement



L = Lichtkuppel